




Brook

UFB upgraded kit

UFB → UFS

User Guide

The upgrade kit is **compatible with PlayStation®5**



© Brook All Rights Reserved.
www.brookaccessory.com

202108V1

Product introduction and function

UFB-UP5 is an upgrade kit for UFB. After connecting UFB-UP5 to UFB and updating the firmware of UFB, it will be compatible with PlayStation®5 console.

Product content



UFB upgraded kit (UFB-UP5)
(L21 mm x W19.5mm x H6.6mm)



10cm 5Pin signal line /2.0mm




90o Wafer Connector/ 2.0mm

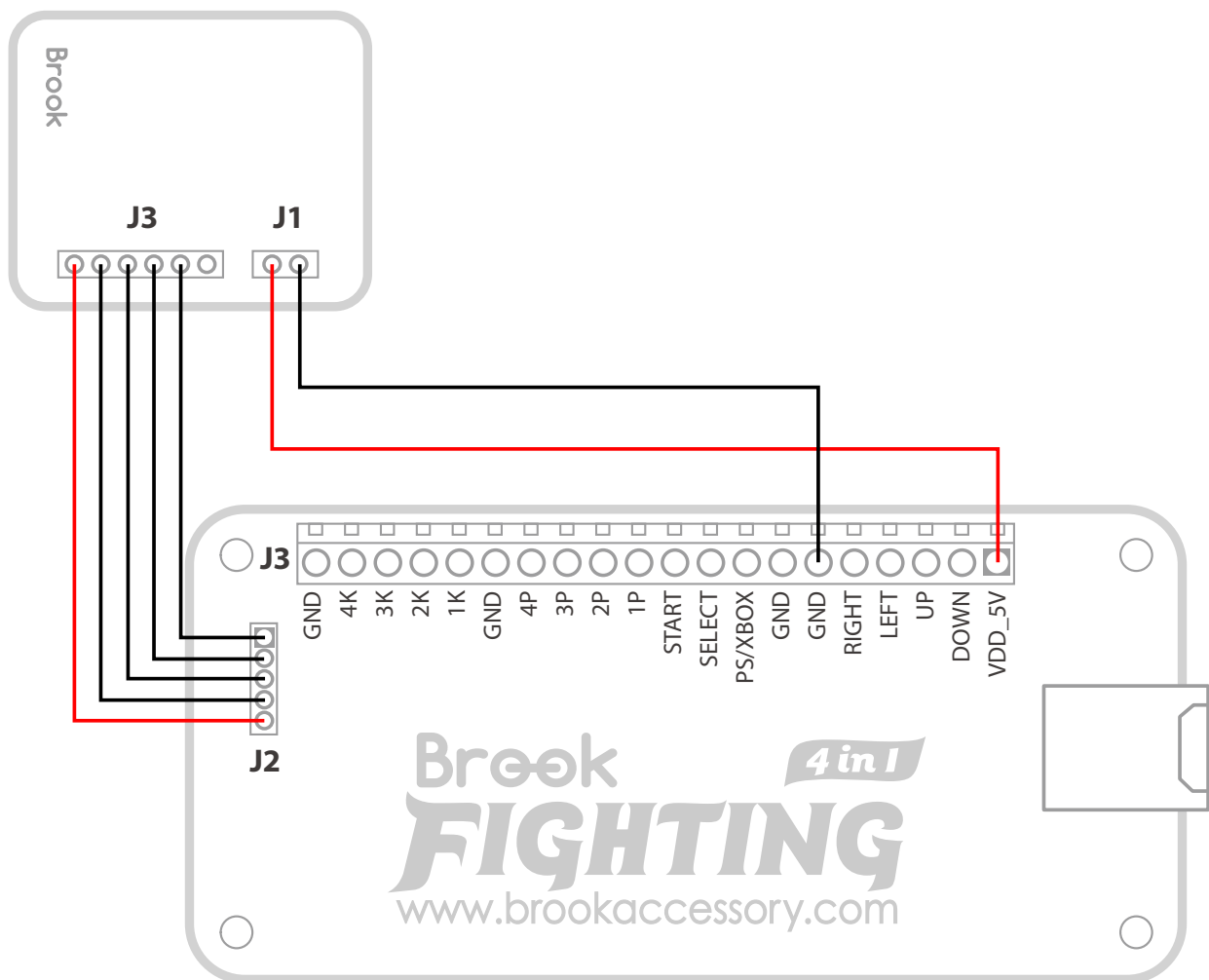


15cm 2Pin power cable /2.0mm

Layout description



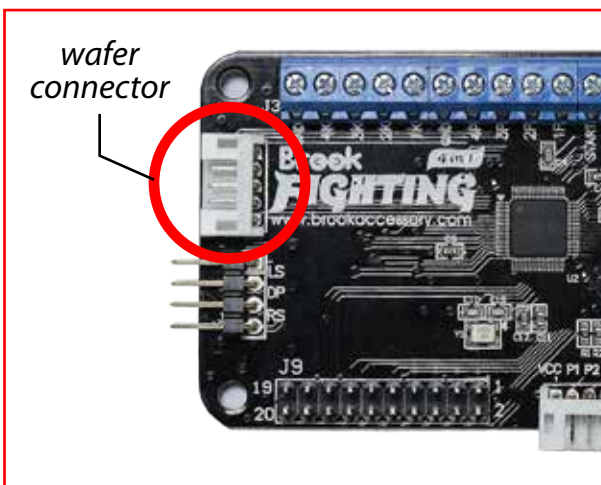
How to connect



Assembly instruction

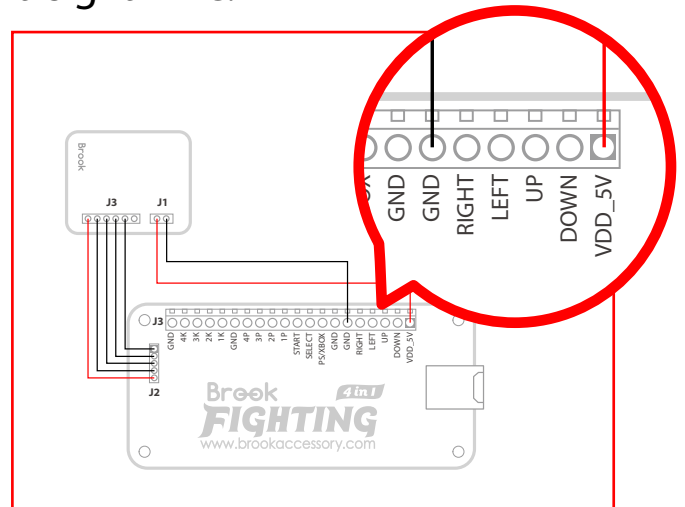
Step1

Check whether there is a wafer connector in the position of J2 in UFB. If not, you need to weld the Wafer connector at J2.



Step2

Connect signal line and power cable to UFB-UP5 and UFB. There is a detail you need to notice that the red line connects VDD_5V and a black line connects GND of a signal line.



Step3

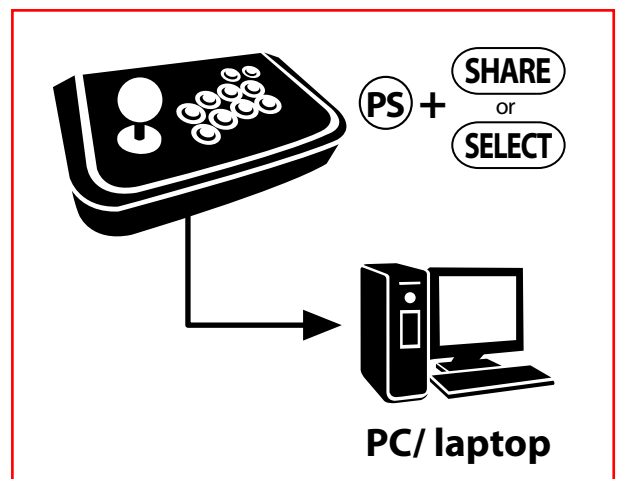
After connecting UFB-UP5 to UFB, please update the firmware of UFB. Firmware download:

<https://www.brookaccessory.com/download/PS4/>



Step4

Press PS button and SHARE/SELECT button at the same time, then connect the arcade stick to the PC / laptop.



Step5

Click start button to update, then click finish button when it's done. You will be able to enjoy your game on PlayStation®5.



Brook Gaming series

Brook Design, LLC.

www.brookaccessory.com

Visit our website for more information and assistance

Copyright © Zeroplus Technology Co. Ltd All Rights Reserved
Brook is the registered trademark of Brook Design, LLC.
The other trademark names are the used marks, trademarks or registered trademarks of the corresponding companies.



Brook Gaming

